

# CHANGE IN LOUNGE ACCESS ON HDFC BANK REGALIA CREDIT CARD

## Lounge access within India:

With effect from 1<sup>st</sup> December,2023 Lounge access program for Regalia Credit Card will be as follows:

1. Your lounge access program will be based on your credit card spends.
2. Spend Rs.1 Lakh or more in a calendar quarter (Jan-Mar | Apr-June | Jul-Sept | Oct-Dec)
3. On meeting the spends criteria, please visit Regalia SmartBuy page >> Lounge Benefits >> Lounge access voucher
4. You can avail upto 2 complimentary lounge access vouchers as part of quarterly milestone benefit.
5. These lounge access vouchers can be used at below lounges:

State	City	Lounge	Terminal	Terminal No:
Delhi	New Delhi	Encalm Lounge	Domestic T3	Terminal 3
Delhi	New Delhi	Encalm Lounge	International T3	Terminal 3
Delhi	New Delhi	Encalm Lounge	Domestic T2	Terminal 2
Maharashtra	Mumbai	Travel Club Lounge (MALS)	Domestic T2	Terminal 2
Maharashtra	Mumbai	Loyalty Lounge (Clipper)	International	Terminal 2
Maharashtra	Mumbai	Oasis	Domestic T1B	Terminal 1B
Tamil Nadu	Chennai	Travel Club Lounge B	Domestic	Terminal 1
Tamil Nadu	Chennai	Travel Club Lounge A	Domestic	Terminal 1
Tamil Nadu	Chennai	Travel Club Lounge	International	Terminal 4
West Bengal	Kolkata	Travel Club Lounge	Domestic	Terminal 1
Karnataka	Bangalore	BLR Domestic Lounge	Domestic	Terminal 1
Karnataka	Bangalore	BLR International Lounge	International	Terminal 1
Karnataka	Bangalore	080 Domestic Lounge	Domestic	Terminal 2
Telangana	Hyderabad	Encalm Lounge	Domestic	Terminal 1
Telangana	Hyderabad	Encalm Lounge	International	Terminal 1
Gujarat	Ahmedabad	The Lounge	Domestic	Terminal 1
Kerala	Cochin	Earth	Domestic	Terminal 1
Maharashtra	Pune	Earth	Domestic	Terminal 1

## How to use Lounge access vouchers:

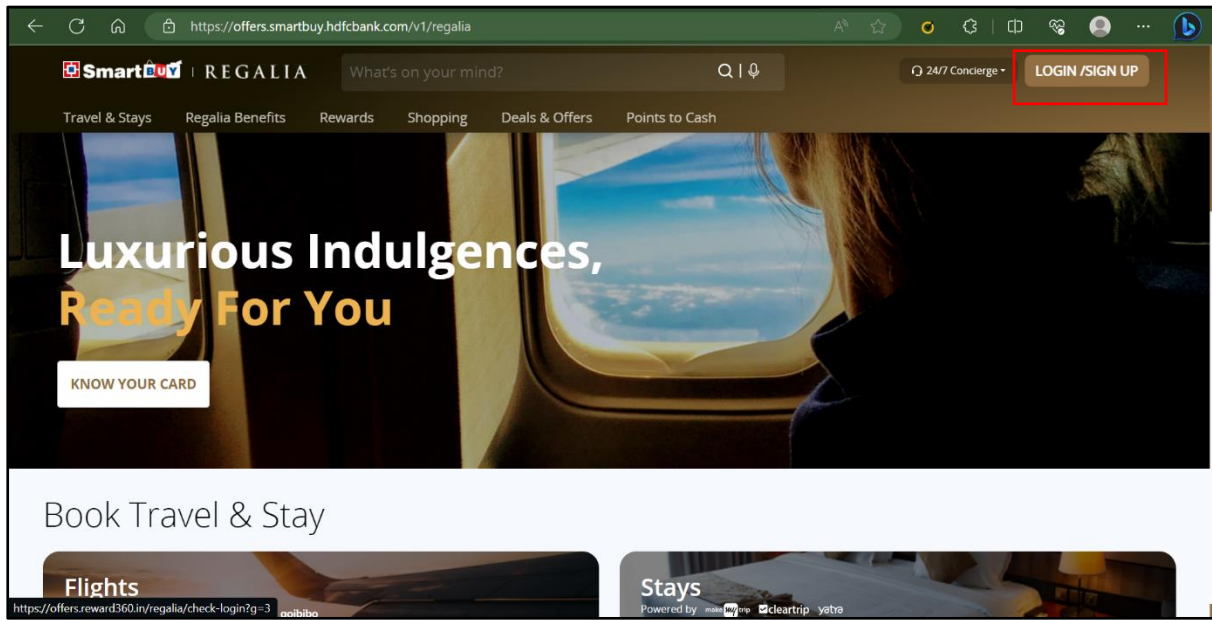
1. Spend Rs.1 Lakh or more in a calendar quarter (Jan-Mar | Apr-June | Jul-Sept | Oct-Dec)
2. On meeting the spends criteria, please visit Regalia SmartBuy page >> Lounge Benefits >> Lounge access voucher
3. Click on “generate voucher” to receive your voucher via SMS/E-mail.
4. Click on the link on the SMS/E-mail to open E-voucher in PDF format
5. This E-voucher contains a QR code which has to be scanned at the lounge terminal.  
(Managed by DreamFolks)

- In case of any concerns while accessing lounge access, contact helpline numbers mentioned in your E-vouchers.

### **How to redeem voucher:**

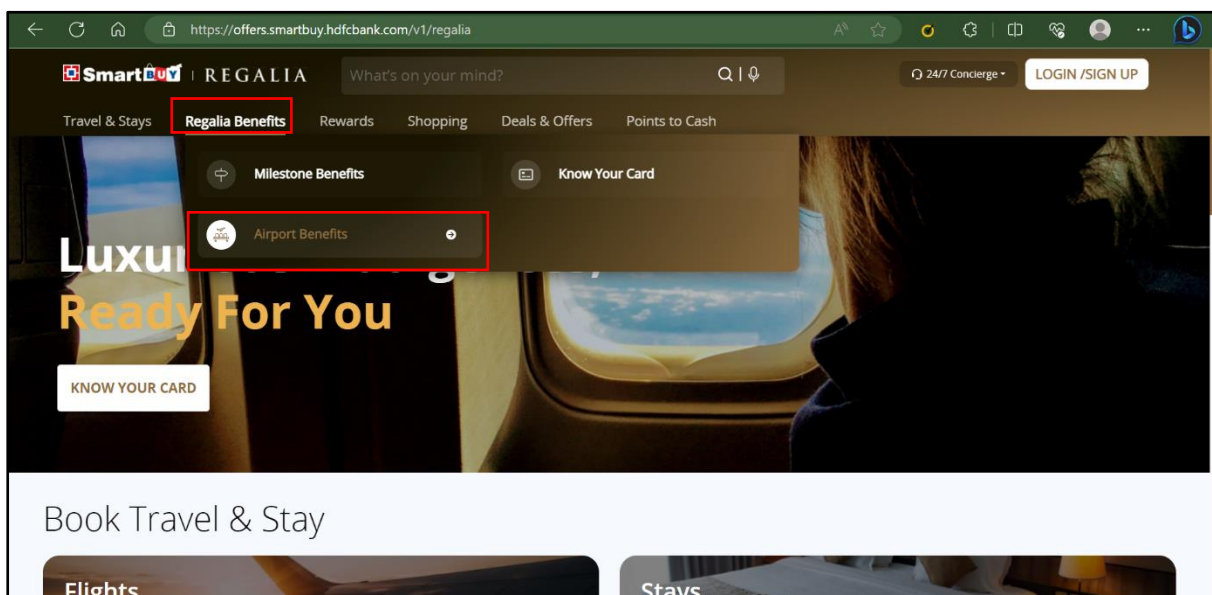
Step 1:

Visit Smartbuy Regalia portal and log in <https://offers.smartbuy.hdfcbank.com/v1/regalia>



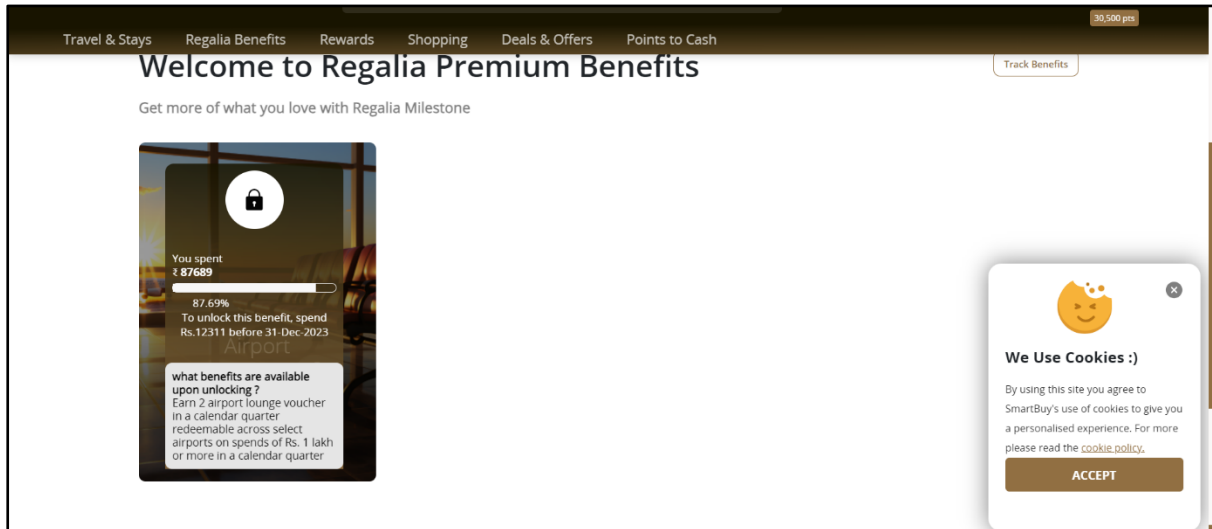
Step 2:

Click on Regalia Benefits tab and click on Airport Benefit.



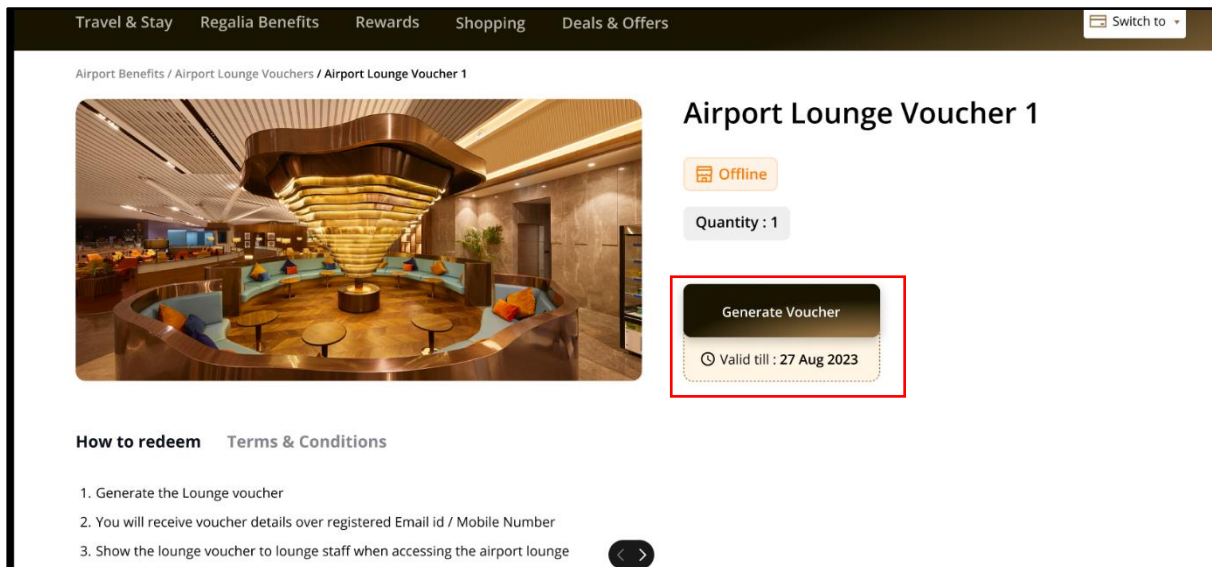
### Step 3:

Hover your mouse on the milestone tab to track how much you have spent in current quarter



### Step 4:

Once the milestone is unlocked, click on Generate Voucher.



### Lounge access outside India:

1. **Lounge access outside India using priority pass is not based on spends.**
2. You can apply for Priority Pass for self and add on members once you complete minimum 4 retail transactions on your HDFC Bank Regalia Credit Card. [Click here](#) to apply.
3. Using Priority Pass, you and your add on member can together avail up to 6 Complimentary Lounge Access per calendar year, outside India.

4. If you exceed the 6 Complimentary visits, you will be charged at US \$27 + GST per visit

**Please note:**

Priority Pass usage in India and guest usage will attract charges on your Credit Card. You can visit [www.prioritypass.com](http://www.prioritypass.com) for list of lounge details.

To know about your lounge access history

- Please write a mail to [pp@prioritypass.com.hk](mailto:pp@prioritypass.com.hk). Please provide name, complete 18-digit Priority Pass number and state that PP Membership is via HDFC Bank program. If there is more than 1 Priority Pass number (belonging to add on PP holders), then please provide all the PP Numbers.

**How to access lounge outside India using Priority Pass:**

- When presenting the Priority Pass card on entering the lounge, lounge staff will either electronically scan or take an imprint of the card and issue a 'Record of Visit' voucher or receipt to the cardholder or make a log entry. The cardholder must sign the 'Record of Visit' voucher or receipt, or sign the electronic reader (as applicable), which will also reflect the exact number of accompanying guests, if any, but does not show any per person per visit charge. The charge per visit for the cardholder, where relevant, and that for any guests will be based on the 'Record of Visit' voucher/receipt/log submitted by the lounge operator.
- The lounge staff, will where appropriate, make a voucher imprint/log entry of the Priority Pass card, and the cardholder is responsible for ensuring the 'Record of Visit' voucher/receipt/log correctly reflects their own usage and that of any guests at the time of using the lounge. Where applicable, the cardholder is responsible for retaining the 'Cardholder's' copy of the 'Record of Visit' voucher or receipt presented to them at the lounge. Priority Pass reserves the right at all times to make any changes to these Terms & Conditions subject to giving cardholders reasonable notice as appropriate in the circumstances.
- Customers exceeding the 6 complimentary visits would be charged at US \$27 + GST per visit
- Customers using Priority Pass within India would be charged at US \$27 + GST per visit
- If there are guest accompanying you for lounge access, your credit card would be charged at US \$27 + GST per visit
- These charges will be billed on your later statement post the date of visit & this transaction will not accrue Reward Points.
- The currency conversion rate would be as per the exchange rate on the day of billing.