

BizBlack Metal Edition Credit Card Milestone Benefit

Terms and Conditions

Milestone Benefit:

- **Flight / Taj Stay voucher worth Rs.5,000 on every Rs.5 Lakhs spends.**
- **Get vouchers worth up to Rs.20,000 on spend of Rs.20 Lakhs in a calendar year.**

Condition to avail benefit: BizBlack Cardholders should spend Rs.5 lac to avail SmartBuy Flight /Taj Stay voucher worth Rs.5,000. BizBlack Cardholders can get vouchers worth up to Rs.20,000 (i.e.,4 vouchers) on spend of Rs.20 lacs in a calendar year.

- Calendar year is defined as Jan – Dec.

Cardholders who qualified for benefit from 10th September 2024 onwards

- Cardholder who qualified for Milestone Benefit **from 10th September 2024 onwards** can visit BizBlack Milestone Redemption Portal to redeem Milestone benefit.
- For qualified cardholder, Milestone Benefit will get unlock post the condition met.
- Qualified Cardholder can redeem the benefit within 90 days, post which the benefit expires.
- Post successful validation, Cardholder can claim the voucher of their choice for the eligible benefit.
- Only a single voucher of Rs. 5,000 will be availed as per choice of the Cardholder.
- Flight Voucher will be valid for 6 months from the date of redemption.
- Taj Stay Voucher will be valid for 365 days from the date of redemption.
- Voucher validity will be mentioned in the communication, post which the benefits expire. Voucher validity cannot be extended post expiry.
- All Terms & Conditions as prescribed for the voucher by the respective merchant is applicable.
- In case of any cancellation, refund or reversal of transaction. The spends aggregation for the Welcome benefits will also be reversed / adjusted.

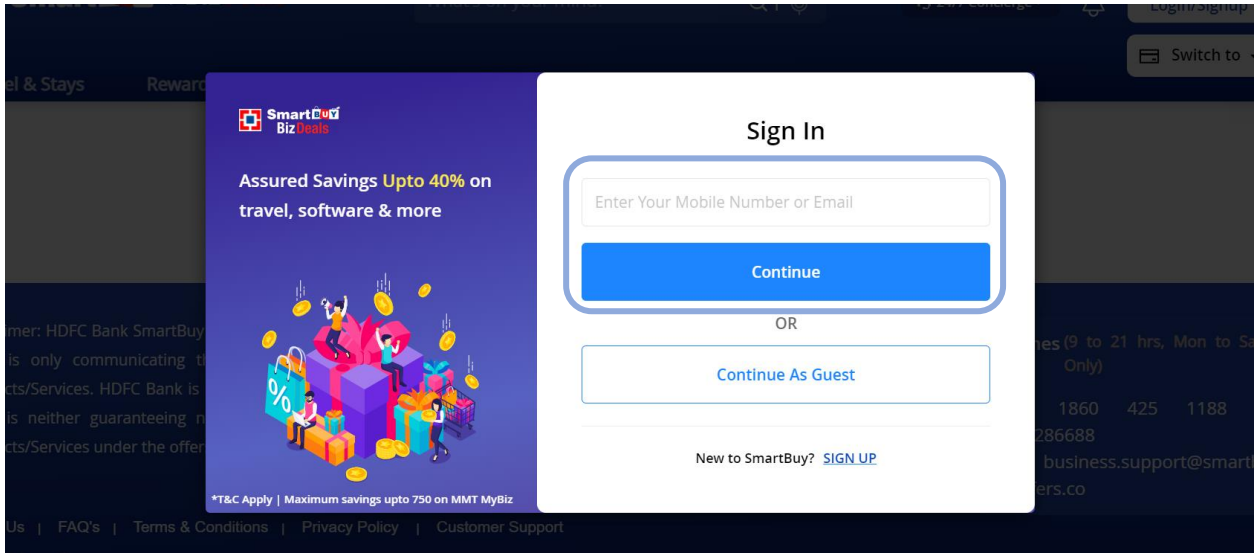
BizBlack Milestone Redemption portal Link -

<https://offers.reward360.in/milestone/business/milestone>

Steps to Redeem Milestone Benefit via BizBlack Milestone redemption Portal:

1. Go to BizBlack Milestone redemption portal - <https://offers.reward360.in/milestone/business/milestone>

2. Enter Registered Mobile No/ Email Id and continue with Password/OTP based login.

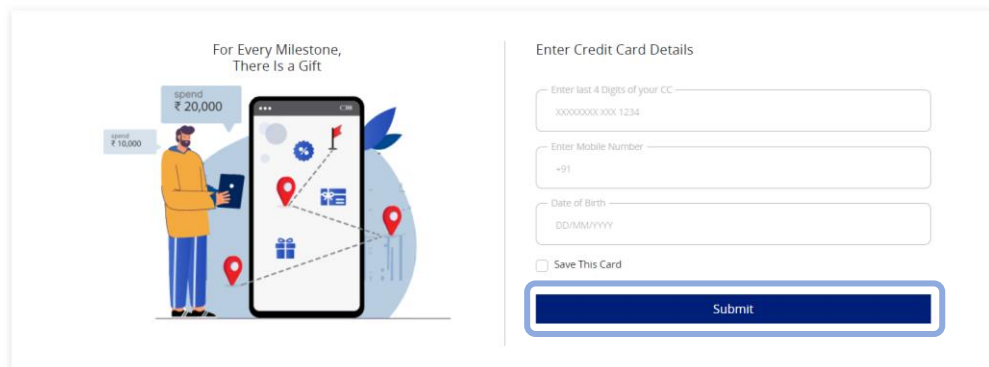


3. Enter Last 4 digits of your BizBlack Credit Card, registered Mobile No, DOB and click on Submit.

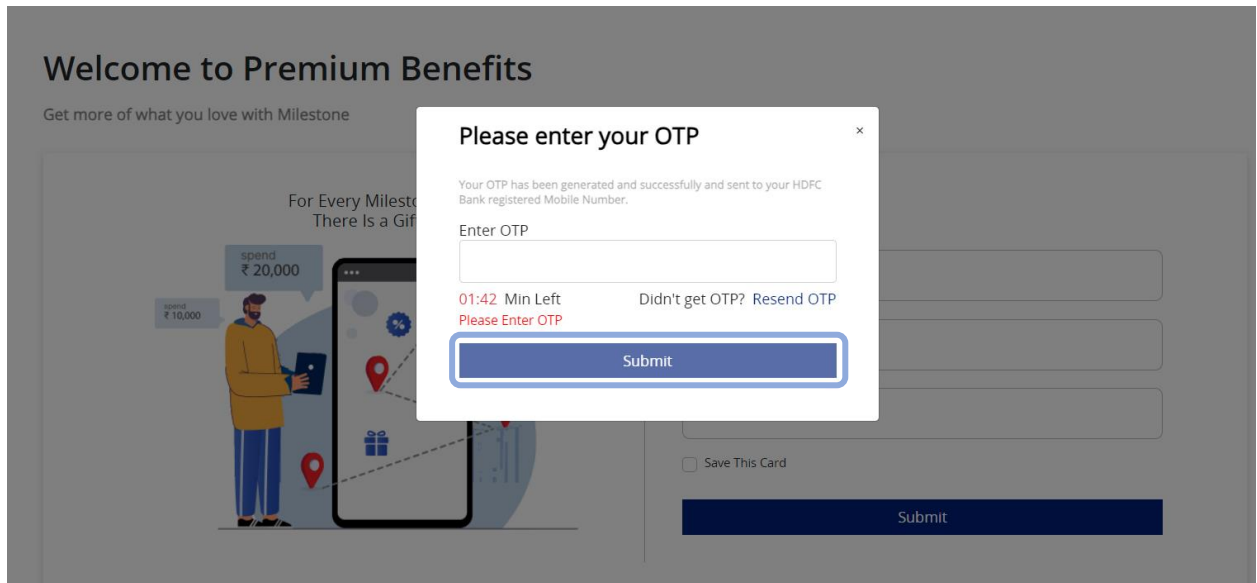


Welcome to Premium Benefits

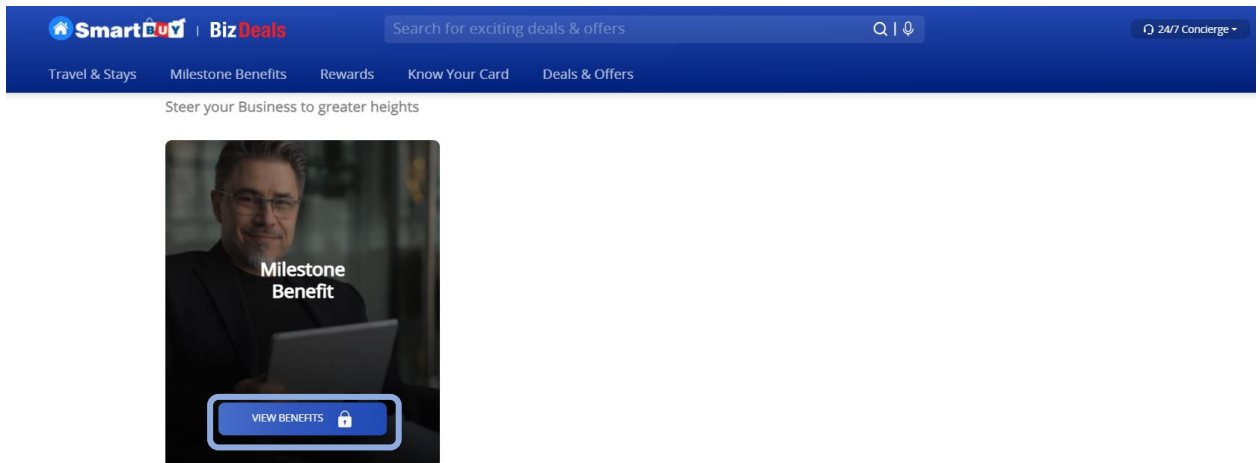
Get more of what you love with Milestone



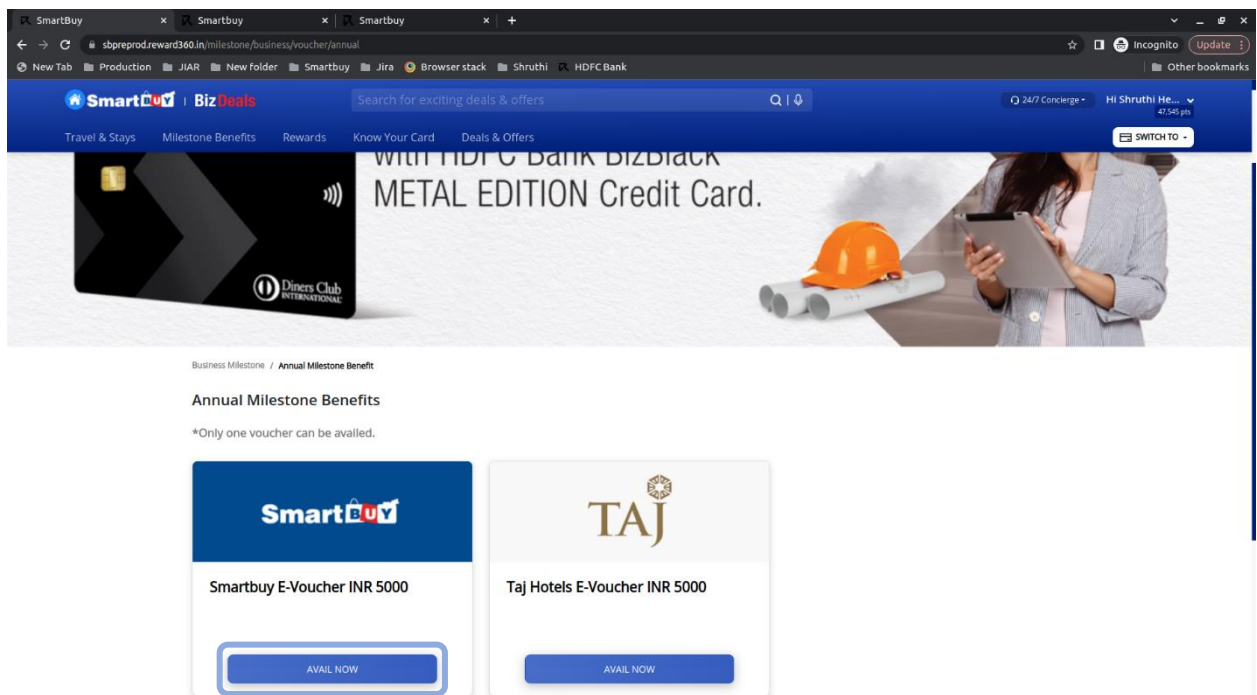
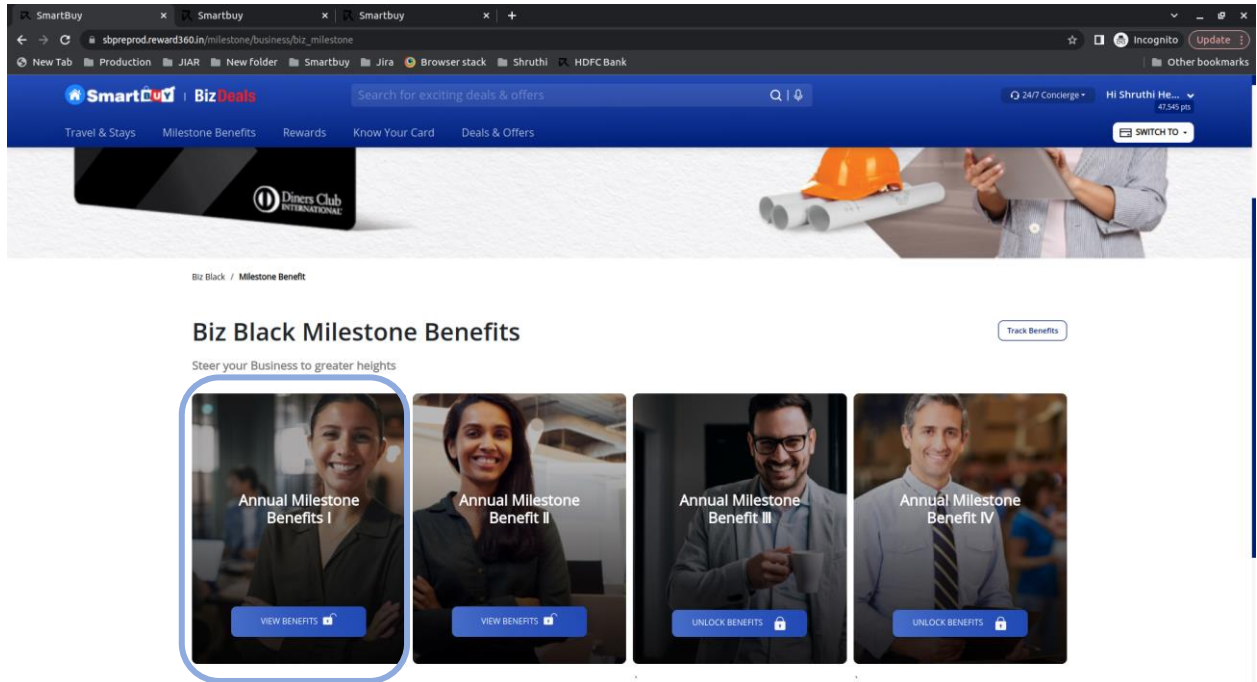
4. OTP will be triggered to your registered mobile no. Enter OTP and click on Submit.



5. Select and view Milestone Benefit



6. Select respective Milestone Benefit and click on Generate Voucher. Voucher code will be sent to Registered Mobile no within 4 hours.

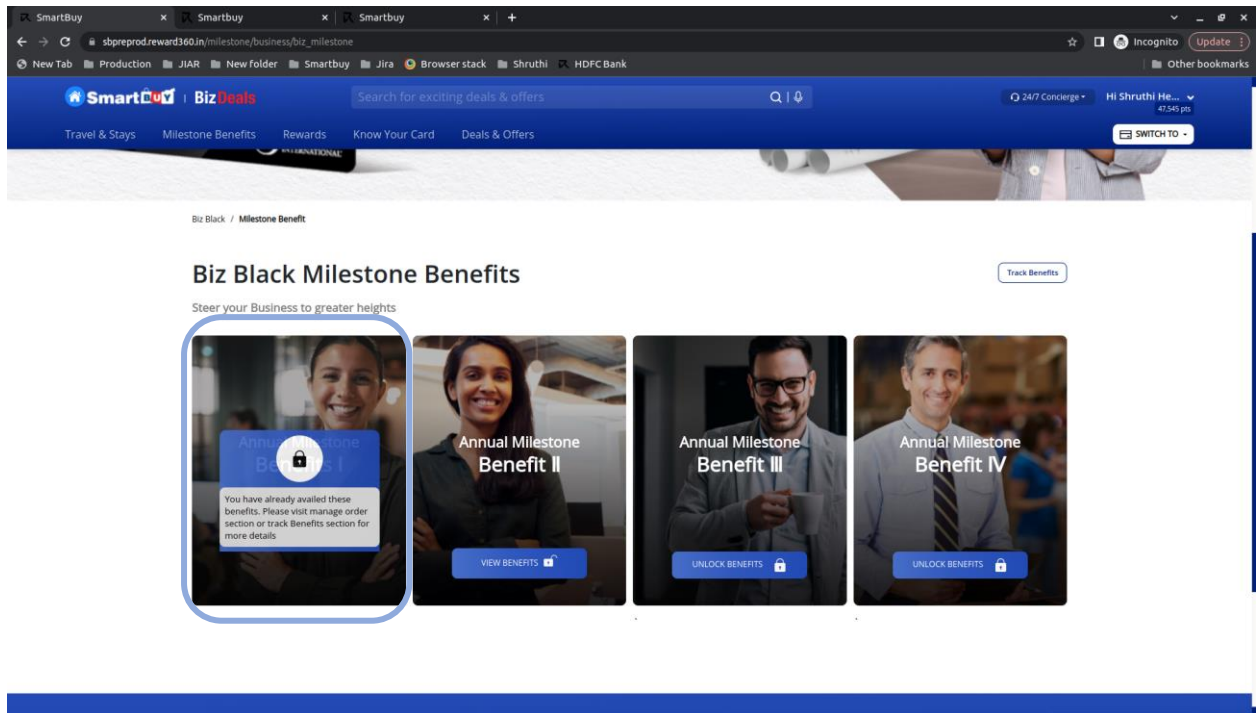


The screenshot shows the SmartBuy website interface. At the top, there's a navigation bar with 'SmartBuy' and 'BizDeals' logos, a search bar, and user information. Below the navigation, there's a breadcrumb trail: 'biz black / Premium Annual Benefit / Smartbuy E-Voucher INR 5000'. The main content area features a large blue banner with the 'SmartBUY' logo. To the right of the banner, there's a 'Quantity: 1' field and a prominent 'GENERATE VOUCHER' button. Below the banner, there are links for 'Details', 'How to Avail', and 'Terms & Conditions'. A short description reads: 'Get a SmartBuy Flight Voucher that can be used for any flight booking on the SmartBuy portal.'

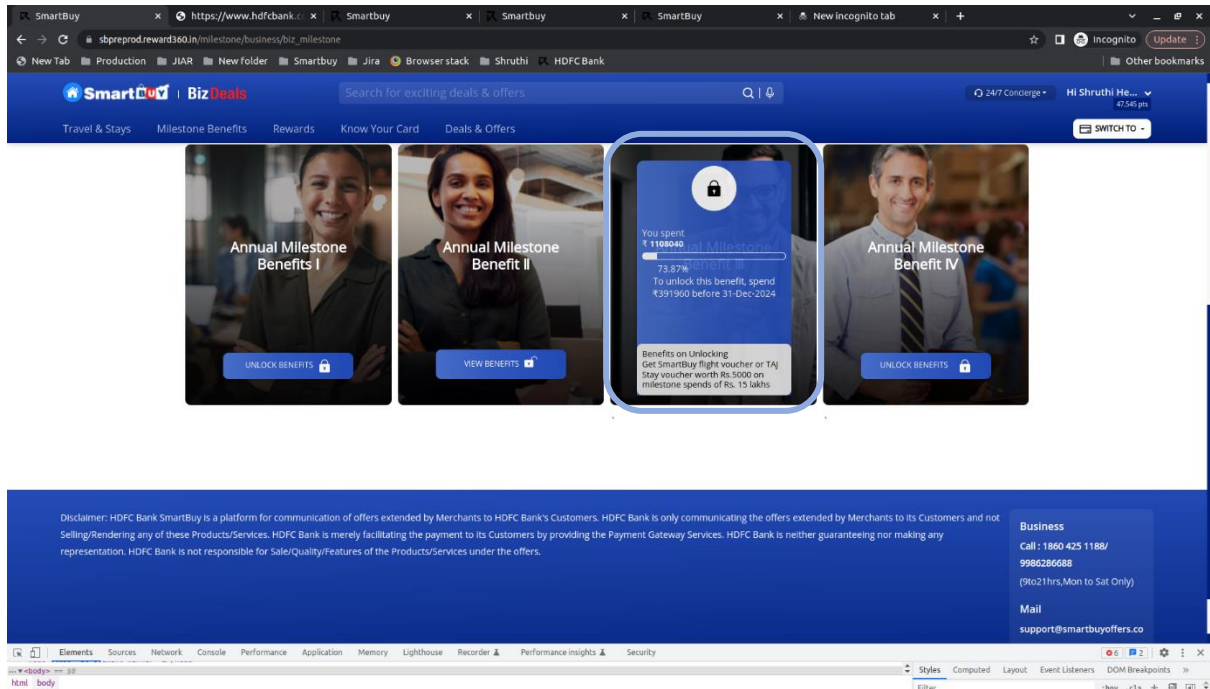
This screenshot shows the same SmartBuy E-Voucher page after the voucher has been generated. The 'GENERATE VOUCHER' button is replaced by a green checkmark icon and a message: 'The Voucher code will be sent to your HDFC Bank registered mobile number within 4 hours'. The 'Quantity: 1' field remains. The 'Terms & Conditions' link is now active, and a list of conditions is displayed: 'This voucher is valid for a period of 1 year from the date of issue.', 'Refund of money against the voucher will not be entertained.', and 'The voucher can be redeemed online only on the SmartBuy portal.'

Track your Milestone benefit

1. Benefit which has already availed will be shown as Locked.



2. Track your spends to unlock next benefit by clicking on Next Annual Milestone Benefit



Cardholders who qualified for benefit before 10th September 2024

- Cardholder who qualified for Welcome Benefit **before 10th September 2024** will get communication (from email id – hdfcbankbizblack@gyftr.com) on their Registered Email IDs and Mobile No. within 30 days of condition being met.
- Cardholder can redeem the benefit within 90 days, post which the benefit expires.
- Cardholder will require to visit the redemption link provided in the communication and validate the bank registered mobile number with OTP authentication.
- Post successful validation, Cardholder can claim Club Marriott Annual Membership + Stay voucher of their choice for the eligible benefit.
- Voucher validity will be mentioned in the communication, post which the benefits expire. Voucher validity cannot be extended post expiry.
- All Terms & Conditions as prescribed for the voucher by the respective merchant is applicable.
- In case of any cancellation, refund or reversal of transaction. The spends aggregation for the milestone benefits will also be reversed / adjusted.

Steps to Claim Milestone Benefit:

- **Step 1:** Eligible Cardholder will receive SMS and Email from HDFC Bank. Click on the Milestone benefit redemption link in the SMS or Email.
- **Step 2:** Enter the promocode received in SMS/Email and enter your registered mobile journey.
- **Step 3:** Authenticate with the OTP received on your registered mobile number. Cardholder can pick only one voucher from the options.
- **Step 4:** Now enter the required details and click on "Claim Now".
- **Step 5:** Click on "Visit the website to claim now" and avail the benefit.

Note: Voucher details will also be shared on your registered email ID