



**UNAUDITED STANDALONE FINANCIAL RESULTS FOR THE QUARTER AND NINE MONTHS ENDED DECEMBER 31, 2024**

(₹ in crore)

Particulars	Quarter ended			Nine months ended		Year ended
	31.12.2024	30.09.2024	31.12.2023	31.12.2024	31.12.2023	31.03.2024
	Unaudited	Unaudited	Unaudited	Unaudited	Unaudited	Audited
1 Interest earned (a)+(b)+(c)+(d)	76006.88	74016.91	70582.61	223056.93	186867.81	258340.56
a) Interest / discount on advances / bills	59923.95	59389.81	56772.58	178028.64	149075.03	207220.01
b) Income on investments	13717.10	12631.60	12215.78	38892.52	32766.53	44364.28
c) Interest on balances with Reserve Bank of India and other inter-bank funds	757.56	674.74	376.07	1905.19	1580.83	2040.47
d) Others	1608.27	1320.76	1218.18	4230.58	3445.42	4715.80
2 Other Income (Refer note 10)	11453.56	11482.73	11137.04	33604.40	31074.74	49240.99
3 Total Income (1)+(2)	87460.44	85499.64	81719.65	256661.33	217942.55	307581.55
4 Interest expended	45353.63	43903.01	42111.27	132452.64	107412.17	149808.10
5 Operating expenses (i)+(ii)	17106.41	16890.89	15961.08	50617.91	45417.18	63386.01
i) Employees cost	5950.41	5985.30	5351.76	17784.59	15304.02	22240.21
ii) Other operating expenses	11156.00	10905.59	10609.32	32833.32	30113.16	41145.80
6 Total Expenditure (4)+(5) (excluding provisions and contingencies)	62460.04	60793.90	58072.35	183070.55	152829.35	213194.11
7 Operating Profit before provisions and contingencies (3)-(6)	25000.40	24705.74	23647.30	73590.78	65113.20	94387.44
8 Provisions (other than tax) and Contingencies (Refer note 8)	3153.85	2700.46	4216.64	8456.37	9980.50	23492.14
9 Exceptional items	-	-	-	-	-	-
10 Profit from ordinary activities before tax (7)-(8)-(9)	21846.55	22005.28	19430.66	65134.41	55132.70	70895.30
11 Tax Expense (Refer note 11)	5111.05	5184.31	3058.12	15403.19	10832.28	10083.03
12 Net Profit from ordinary activities after tax (10)-(11)	16735.50	16820.97	16372.54	49731.22	44300.42	60812.27
13 Extraordinary items (net of tax expense)	-	-	-	-	-	-
14 Net Profit for the period (12)-(13)	16735.50	16820.97	16372.54	49731.22	44300.42	60812.27
15 Paid up equity share capital (Face Value of ₹ 1/- each)	764.83	763.08	759.25	764.83	759.25	759.69
16 Reserves excluding revaluation reserves	-	-	-	-	-	436833.39
17 Analytical Ratios and other disclosures:						
(i) Percentage of shares held by Government of India	Nil	Nil	Nil	Nil	Nil	Nil
(ii) Capital Adequacy Ratio	19.97%	19.77%	18.39%	19.97%	18.39%	18.80%
(iii) Earnings per share (EPS) (₹) (Face Value of ₹ 1/- each):						
(a) Basic EPS before & after extraordinary items (net of tax expense) - not annualized	21.90	22.08	21.58	65.26	64.06	85.83
(b) Diluted EPS before & after extraordinary items (net of tax expense) - not annualized	21.80	21.98	21.49	64.97	63.74	85.44
(iv) NPA Ratios:						
(a) Gross NPAs	36018.58	34250.62	31011.67	36018.58	31011.67	31173.32
(b) Net NPAs	11587.54	10308.54	7664.10	11587.54	7664.10	8091.74
(c) % of Gross NPAs to Gross Advances	1.42%	1.36%	1.26%	1.42%	1.26%	1.24%
(d) % of Net NPAs to Net Advances	0.46%	0.41%	0.31%	0.46%	0.31%	0.33%
(v) Return on assets (average) - not annualized	0.47%	0.49%	0.49%	1.43%	1.49%	1.98%
(vi) Net worth	468896.94	450136.68	415154.14	468896.94	415154.14	427634.18
(vii) Outstanding Redeemable Preference Shares	-	-	-	-	-	-
(viii) Capital Redemption Reserve	-	-	-	-	-	-
(ix) Debt Equity Ratio	0.84	0.93	1.28	0.84	1.28	1.21
(x) Total Debts to Total Assets	15.17%	15.88%	21.12%	15.17%	21.12%	18.30%
- Debt represents borrowings with residual maturity of more than one year. Total debts represents total borrowings of the Bank.						





Segment information in accordance with the RBI guidelines and Accounting Standard 17 - Segment Reporting of the operating segments of the Bank is as under:

Particulars	Quarter ended			Nine months ended		(₹ in crore)
	31.12.2024	30.09.2024	31.12.2023	31.12.2024	31.12.2023	Year ended 31.03.2024
	Unaudited	Unaudited	Unaudited	Unaudited	Unaudited	Audited
<b>1 Segment Revenue</b>						
a) Treasury	15428.73	14567.80	14664.82	45317.12	41100.36	61653.66
b) Retail Banking:	71973.92	70014.78	64774.11	210043.49	168572.61	233637.87
(i) Digital Banking*	2.29	2.20	0.94	6.19	2.32	3.37
(ii) Non Digital Banking	71971.63	70012.58	64773.17	210037.30	168570.29	233634.50
c) Wholesale Banking	47683.00	47470.21	49743.78	142327.16	126774.31	175520.23
d) Other Banking Operations	9165.17	8716.61	7511.34	25875.94	21731.46	30050.38
e) Unallocated	-	-	-	-	-	-
Total	144250.82	140769.40	136694.05	423563.71	358178.74	500862.14
Less: Inter Segment Revenue	56790.38	55269.76	54974.40	166902.38	140236.19	193280.59
<b>Income from Operations</b>	<b>87460.44</b>	<b>85499.64</b>	<b>81719.65</b>	<b>256661.33</b>	<b>217942.55</b>	<b>307581.55</b>
<b>2 Segment Results<sup>4</sup></b>						
a) Treasury	924.51	743.83	1883.46	3374.67	5061.85	14190.10
b) Retail Banking:	6423.20	6915.89	5725.88	19160.37	15233.54	15659.91
(i) Digital Banking*	(0.03)	0.12	(0.29)	0.02	(0.92)	(1.23)
(ii) Non Digital Banking	6423.23	6915.77	5726.17	19160.35	15234.46	15661.14
c) Wholesale Banking	11497.04	11864.31	9876.77	34137.53	28529.83	32280.98
d) Other Banking Operations	3588.17	3075.19	2745.95	10219.90	8278.22	11104.00
e) Unallocated	(586.37)	(593.94)	(801.40)	(1758.06)	(1970.74)	(2339.69)
<b>Total Profit Before Tax</b>	<b>21846.55</b>	<b>22005.28</b>	<b>19430.66</b>	<b>65134.41</b>	<b>55132.70</b>	<b>70895.30</b>
<b>3 Segment Assets</b>						
a) Treasury	939561.69	825913.16	759245.15	939561.69	759245.15	822926.80
b) Retail Banking:	1504060.81	1466708.32	1362925.61	1504060.81	1362925.61	1395089.03
(i) Digital Banking*	73.53	60.89	54.05	73.53	54.05	51.34
(ii) Non Digital Banking	1503987.28	1466647.43	1362871.56	1503987.28	1362871.56	1395037.69
c) Wholesale Banking	1179624.34	1263373.58	1260248.89	1179624.34	1260248.89	1274899.43
d) Other Banking Operations	108862.24	105840.37	91673.50	108862.24	91673.50	97097.23
e) Unallocated	26855.46	26229.94	18545.76	26855.46	18545.76	27610.57
<b>Total</b>	<b>3758964.54</b>	<b>3688065.37</b>	<b>3492638.91</b>	<b>3758964.54</b>	<b>3492638.91</b>	<b>3617623.06</b>
<b>4 Segment Liabilities<sup>5</sup></b>						
a) Treasury	74522.11	68586.20	154374.88	74522.11	154374.88	94557.67
b) Retail Banking:	2273941.41	2142405.13	1912201.02	2273941.41	1912201.02	2046673.65
(i) Digital Banking*	78.32	65.56	58.12	78.32	58.12	56.18
(ii) Non Digital Banking	2273863.09	2142339.57	1912142.90	2273863.09	1912142.90	2046617.47
c) Wholesale Banking	871158.16	950205.19	950277.47	871158.16	950277.47	973987.85
d) Other Banking Operations	8364.43	8899.59	7030.03	8364.43	7030.03	8212.98
e) Unallocated	47957.55	54498.50	46455.70	47957.55	46455.70	53945.11
<b>Total</b>	<b>3275943.66</b>	<b>3224594.61</b>	<b>3070339.10</b>	<b>3275943.66</b>	<b>3070339.10</b>	<b>3177377.26</b>
<b>5 Capital, Employees stock options outstanding and Reserves</b>	<b>483020.88</b>	<b>463470.76</b>	<b>422299.81</b>	<b>483020.88</b>	<b>422299.81</b>	<b>440245.80</b>
<b>6 Total (4)+(5)</b>	<b>3758964.54</b>	<b>3688065.37</b>	<b>3492638.91</b>	<b>3758964.54</b>	<b>3492638.91</b>	<b>3617623.06</b>

\*Information about Digital Banking Segment reported as a sub-segment of Retail Banking Segment is related to Digital Banking Units of the Bank.

<sup>4</sup> Segment Results and Liabilities for the periods ended March 31, 2024 are after considering the impact of floating provisions in the respective segments.

Business Segments have been identified and reported taking into account the target customer profile, the nature of products and services, the differing risks and returns, the organisation structure, the internal business reporting system and the guidelines prescribed by the RBI. The Segment Assets and Segment Liabilities exclude transfers between segments and are transfer priced on a gross basis.





Notes :

1 Standalone Statement of Assets and Liabilities is given below:

Particulars	As at	As at	As at
	31.12.2024	31.12.2023	31.03.2024
	Unaudited	Unaudited	Audited
(₹ in crore)			
<b>CAPITAL AND LIABILITIES</b>			
Capital	764.83	759.25	759.69
Employees stock options outstanding	3396.04	2192.86	2652.72
Reserves and surplus	478860.01	419347.70	436833.39
Deposits	2563795.03	2213977.00	2379786.28
Borrowings	570239.82	737698.82	662153.07
Other liabilities and provisions	141908.81	118663.28	135437.91
<b>Total</b>	<b>3758964.54</b>	<b>3492638.91</b>	<b>3617623.06</b>
<b>ASSETS</b>			
Cash and balances with Reserve Bank of India	144560.56	127874.74	178683.22
Balances with banks and money at call and short notice	75610.32	49579.05	40464.19
Investments	811853.45	674931.44	702414.96
Advances	2518248.24	2446075.65	2484861.52
Fixed assets	12872.52	10365.46	11398.97
Other assets	195819.45	183812.56	199800.20
<b>Total</b>	<b>3758964.54</b>	<b>3492638.91</b>	<b>3617623.06</b>

- The above standalone financial results have been approved by the Board of Directors at its meeting held on January 22, 2025. The financial results for the quarter and nine months ended December 31, 2024 have been subjected to a "Limited Review" by the joint statutory auditors of the Bank viz. Price Waterhouse LLP, Chartered Accountants and Batliboi & Purohit, Chartered Accountants. The financial results for the quarter and nine months ended December 31, 2023 and for the year ended March 31, 2024 were reviewed / audited by the Bank's joint statutory auditors - M M Nissim & Co LLP, Chartered Accountants and Price Waterhouse LLP, Chartered Accountants.
- These financial results have been prepared in accordance with the recognition and measurement principles laid down in Accounting Standards specified under Section 133 of the Companies Act, 2013, the relevant provisions of the Banking Regulation Act, 1949, the circulars, guidelines and directions issued by the Reserve Bank of India ("the RBI") from time to time and other accounting principles generally accepted in India, and are in compliance with the presentation and disclosure requirements of the Regulation 33 and Regulation 52 read with Regulation 63 (2) of the Securities and Exchange Board of India (Listing Obligations and Disclosure Requirements) Regulations, 2015 ("SEBI Regulations") as amended including relevant circulars issued by the SEBI from time to time.
- The RBI, vide its master direction dated September 12, 2023, issued revised norms for the classification, valuation and operation of investment portfolio of banks, which became applicable from April 01, 2024. While hitherto, the investment portfolio was classified under the held to maturity (HTM), available for sale (AFS) and held for trading (HFT) categories, the revised norms bring in a principle-based classification of investment portfolio and a symmetric treatment of fair value gains and losses. In accordance with the revised norms and the Bank's board approved policy, the Bank has classified its investment portfolio as on April 01, 2024 under the categories of held to maturity (HTM), available for sale (AFS), subsidiaries, associates and joint ventures and fair value through profit and loss (FVTPL) with held for trading (HFT) as a sub-category of FVTPL, and from that date, measures and values the investment portfolio under the revised framework. On transition to the framework on April 01, 2024, the Bank has recognised a net gain of ₹ 482.87 crore (net of tax of ₹ 127.00 crore) which has been credited to general reserve, in accordance with the said norms. The impact of the revised framework for the period subsequent to the transition is not ascertainable and as such the income / profit or loss from investments for the quarter and nine months ended December 31, 2024 is not comparable with that of the previous period/s. Except for the foregoing, the Bank has applied its significant accounting policies in the preparation of these financial results consistent with those followed in the annual financial statements for the year ended March 31, 2024. Any circular / direction issued by RBI is implemented prospectively when it becomes applicable, unless specifically required under that circular / direction.
- The Board of Directors at its meeting held on April 04, 2022, approved a composite Scheme of amalgamation ("Scheme"), for the amalgamation of: (i) erstwhile HDFC Investments Limited ("eHDFC Investments") and erstwhile HDFC Holdings Limited ("eHDFC Holdings"), with and into erstwhile Housing Development Finance Corporation Limited ("eHDFC Limited"); and thereafter (ii) eHDFC Limited into HDFC Bank Limited ("Bank"), and their respective shareholders and creditors, under Sections 230 to 232 of the Companies Act, 2013 and other applicable laws including the rules and regulations. The Scheme was approved by the shareholders at the National Company Law Tribunal ("NCLT") convened meeting of the shareholders of the Bank held on November 25, 2022. The NCLT, in accordance with Sections 230 to 232 of the Companies Act, 2013 and rules thereunder, vide its order dated March 17, 2023 sanctioned the Scheme. Upon receipt of all requisite approvals, the Bank filed form INC 28 with Registrar of Companies on July 01, 2023 and accordingly, the scheme became effective on July 01, 2023. As per the Scheme, the appointed date for the amalgamation of eHDFC Limited with and into the Bank is the same as effective date of the Scheme i.e. July 01, 2023. The results for the nine months ended December 31, 2024 include the operations of the eHDFC Limited which amalgamated with and into HDFC Bank on July 01, 2023 and hence are not comparable with results for the nine months ended December 31, 2023.
- On October 07, 2024, the Board of Directors of the Bank approved the sale of 100.00% stake in HDFC Education and Development Services Private Ltd ("HEADS"), a subsidiary of eHDFC Limited that became a subsidiary of the Bank upon the Scheme becoming effective, for a consideration of ₹ 192.00 crore, in order to comply with the condition imposed by the RBI in relation to the Scheme. Accordingly, the Bank has divested its entire stake in HEADS during the quarter ended December 31, 2024.
- During the quarter and nine months ended December 31, 2024, the Bank allotted 1,75,37,235 and 5,14,04,882 equity shares pursuant to the exercise of options / units under the approved employee stock option schemes / employee stock incentive master scheme.
- Pursuant to clarification received from the RBI regarding provisioning requirement towards Investments in Alternate Investment Funds (AIFs), the Bank has reassessed the provision thereon. Accordingly, during the quarter ended September 30, 2024, the Bank reversed provision of ₹ 679.52 crore in respect of the investments in AIFs and the provision held as at September 30, 2024 was ₹ 354.97 crore. As at December 31, 2024, provision held thereon is ₹ 345.44 crore.



9 Details of loans transferred / acquired during the quarter ended December 31, 2024 as per RBI Master Direction on Transfer of Loan Exposures dated September 24, 2021 are given below:

(i) Details of non-performing assets (NPAs) transferred:

₹ in crore except number of accounts

Particulars	To Asset Reconstruction Companies (ARCs)	To permitted transferees	To other transferees
Number of accounts	1	-	-
Aggregate principal outstanding of loans transferred	38.12	-	-
Weighted average residual tenor of the loans transferred (in years)	-	-	-
Net book value of loans transferred (at the time of transfer)	-	-	-
Aggregate consideration	40.00	-	-
Additional consideration realised in respect of accounts transferred in earlier years	14.15	-	-

The Bank has reversed the excess provision of ₹ 38.12 crore to Profit and Loss account on sale of the aforesaid loans.

(ii) Details of loans not in default transferred through assignment / participation are given below:

Particulars	Value
Aggregate amount of loans transferred (₹ in crore)	9,251.58
Weighted average residual maturity (in years)	9.45
Weighted average holding period (in years)	3.13
Retention of beneficial economic interest	10%
Tangible security coverage	91%

The loans transferred amounting to ₹ 829.77 crore are rated A1+ and balance are not rated as these are to non-corporate borrowers.

(iii) Details of ratings of SRs outstanding as on December 31, 2024 are given below:

(₹ in crore)


Rating	Rating Agency	Recovery rating	Gross Value of Outstanding SRs
RR4	India Ratings	25%- 50%	128.82
RR1	India Ratings	100%-150%	51.17
RR1	CRISIL	100%-150%	23.50
RR1+	India Ratings	More than 150%	0.15
RR1+	ICRA	More than 150%	0.85
RR1	Informeric	100%-150%	704.70
RR3	India Ratings	50% - 75%	36.46
Unrated			25.71
		<b>Total</b>	<b>971.36</b>

(iv) The Bank has not acquired any stressed loan and loan not in default.

- 10 Other income includes commission income from non-fund based banking activities, fees, earnings from foreign exchange and derivative transactions, profit and loss (including revaluation) from investments, dividends from subsidiaries and recoveries from accounts previously written off. Other income for the quarter and nine months ended December 31, 2024, includes the reversal of service tax expense provision that is no longer required of ₹ 477.56 crore.
- 11 Provision for tax during the quarter and nine months ended December 31, 2023, and for the year ended March 31, 2024, is net of write back of provision no longer required of ₹ 1,500.96 crore, ₹ 2,507.65 crore and ₹ 6,325.04 crore respectively, pursuant to favourable orders received.
- 12 Pursuant to approvals by the Boards of the directors of the Bank and its subsidiary company HDB Financial services Limited ("HDBFS"), HDBFS filed Draft Red Herring Prospectus dated October 30, 2024 with SEBI, BSE Limited and National Stock Exchange of India Limited, in connection with an Initial Public Offering ("IPO") of equity shares of face value of ₹ 10/- each of HDBFS. The IPO is comprised of a fresh issuance of equity shares aggregating up to ₹ 2,500.00 crore and an offer for sale of equity shares aggregating up to ₹ 10,000.00 crore by the Bank and is subject to applicable law, market conditions, receipt of necessary approvals / regulatory clearances and other considerations.
- 13 Figures of the previous periods have been regrouped / reclassified wherever necessary to conform to current period's classification.
- 14 ₹ 10 million = ₹ 1 crore

Sashidhar Jagdishan  
Managing Director

Place: Mumbai  
Date: January 22, 2025





**Price Waterhouse LLP**  
Chartered Accountants  
NESCO, IT Building III,  
8<sup>th</sup> Floor, NESCO IT Park,  
Goregaon (East), Mumbai – 400063

**Batliboi & Purohit**  
Chartered Accountants  
National Insurance Building,  
2nd Floor, 204, D N Road,  
Fort, Mumbai - 400001

**INDEPENDENT AUDITORS' REVIEW REPORT ON UNAUDITED STANDALONE FINANCIAL RESULTS FOR THE QUARTER AND NINE MONTHS ENDED DECEMBER 31, 2024, OF HDFC BANK LIMITED PURSUANT TO THE REGULATION 33 AND REGULATION 52 READ WITH REGULATION 63(2) OF THE SEBI (LISTING OBLIGATIONS AND DISCLOSURE REQUIREMENTS), REGULATIONS, 2015 (AS AMENDED)**

To  
The Board of Directors  
HDFC Bank Limited

1. We have reviewed the accompanying unaudited standalone financial results of HDFC Bank Limited (the "Bank") for the quarter and nine months ended December 31, 2024, which are included in the accompanying 'Unaudited Standalone Financial Results for the quarter and nine months ended December 31, 2024' (the "Statement") being submitted by the Bank pursuant to the requirements of Regulation 33 and Regulation 52 read with Regulation 63(2) of the SEBI (Listing Obligations and Disclosure Requirements) Regulations, 2015, as amended (the "Listing Regulations, 2015"), including relevant circulars issued by the SEBI from time to time. We have initialed the Statement for identification purposes only.
2. The Statement is the responsibility of the Bank's Management and has been approved by the Bank's Board of Directors, has been prepared in accordance with the recognition and measurement principles laid down in Accounting Standard 25 "Interim Financial Reporting" ("AS 25"), prescribed under Section 133 of the Companies Act, 2013 (the "Act"), the relevant provisions of the Banking Regulation Act, 1949, the circulars, guidelines and directions issued by the Reserve Bank of India ("RBI") from time to time ("RBI Guidelines") and other accounting principles generally accepted in India, and is in compliance with the presentation and disclosure requirements of Regulation 33 and Regulation 52 read with Regulation 63(2) of the Listing Regulations, 2015 including relevant circulars issued by the SEBI from time to time. Our responsibility is to issue a report on the Statement based on our review.
3. We conducted our review of the Statement in accordance with the Standard on Review Engagements (SRE) 2410, Review of Interim Financial Information Performed by the Independent Auditor of the Entity, issued by the Institute of Chartered Accountants of India. This standard requires that we plan and perform the review to obtain moderate assurance as to whether the financial statements are free of material misstatement. A review is limited primarily to inquiries of Bank personnel and analytical procedures applied to financial data and thus provides less assurance than an audit. We have not performed an audit and accordingly, we do not express an audit opinion.
4. Based on our review conducted as above, nothing has come to our attention that causes us to believe that the accompanying Statement has not been prepared in accordance with recognition and measurement principles laid down in AS 25, prescribed under Section 133 of the Act, the RBI Guidelines and other accounting principles generally accepted in India and has not disclosed the information required to be disclosed in accordance with the requirements of Regulation 33 and Regulation 52 read with Regulation 63(2) of the Listing Regulations, 2015, as amended, including the manner in which it is to be disclosed, or that it contains any material misstatement, or that it has not been prepared in accordance with the relevant prudential norms issued by the RBI in respect of Income recognition, asset classification, provisioning and other related matters.



**Price Waterhouse LLP**


Chartered Accountants  
NESCO, IT Building III,  
8<sup>th</sup> Floor, NESCO IT Park,  
Goregaon (East), Mumbai – 400063

**Batliboi & Purohit**

Chartered Accountants  
National Insurance Building,  
2nd Floor, 204, D N Road,  
Fort, Mumbai - 400001


5. The standalone financial results of the Bank for the year ended March 31, 2024 was jointly audited by M M Nissim & Co LLP and Price Waterhouse LLP, who vide their report dated April 20, 2024, expressed an unmodified opinion on those standalone financial results. The standalone financial results of the Bank for the quarter and nine months ended December 31, 2023 were jointly reviewed by M M Nissim & Co LLP and Price Waterhouse LLP, who vide their reports dated January 16, 2024, expressed unmodified conclusion on those standalone financial results. Accordingly, Batliboi & Purohit do not express any opinion/conclusion on the figures reported for the year ended March 31, 2024 and for the quarter and nine months ended December 31, 2023 in the Statement. Our conclusion is not modified in respect of these matters.

For Price Waterhouse LLP  
Chartered Accountants  
Firm Registration Number: 301112E/E300264




Sharad Vasant  
Partner  
Membership Number: 101119  
UDIN: 25101119BMIEZR8185

Place: Mumbai  
Date: January 22, 2025



For Batliboi & Purohit  
Chartered Accountants  
Firm Registration Number: 101048W



Janak Mehta  
Partner  
Membership Number: 116976  
UDIN: 25116976BMOKOE5718

Place: Mumbai  
Date: January 22, 2025




**HDFC BANK LIMITED**  
CIN : L65920MH1994PLC080618  
Sandoz House, Shivsagar Estate, Dr. Annie Besant Road, Worli, Mumbai 400 018.  
Website: <https://www.hdfcbank.com>, Tel.: 022-6652 1000, Fax: 022-2496 0739

**UNAUDITED CONSOLIDATED FINANCIAL RESULTS FOR THE QUARTER AND NINE MONTHS ENDED DECEMBER 31, 2024**

(₹ in crore)

Particulars	Quarter ended			Nine months ended		Year ended
	31.12.2024	30.09.2024	31.12.2023	31.12.2024	31.12.2023	31.03.2024
	Unaudited	Unaudited	Unaudited	Unaudited	Unaudited	Audited
<b>1 Interest earned (a)+(b)+(c)+(d)</b>	<b>85040.17</b>	<b>83001.72</b>	<b>78008.17</b>	<b>249588.09</b>	<b>204215.41</b>	<b>283649.02</b>
a) Interest / discount on advances / bills	63363.53	62707.35	59527.32	187946.70	156876.66	217979.34
b) Income on investments	18878.30	17826.68	16573.26	54179.05	41542.07	57524.80
c) Interest on balances with Reserve Bank of India and other inter-bank funds	925.26	849.10	471.68	2410.78	1810.06	2634.63
d) Others	1873.08	1618.59	1435.91	5051.56	3986.62	5510.25
<b>2 Other income (a)+(b)</b>	<b>27153.77</b>	<b>38455.02</b>	<b>37007.34</b>	<b>101059.08</b>	<b>79388.01</b>	<b>124345.75</b>
a) Premium and other operating income from insurance business	19238.57	19108.13	17778.49	52953.43	35064.36	57858.60
b) Others (Refer note 9)	7915.20	19346.89	19228.85	48105.65	44323.65	66487.15
<b>3 Total income (1)+(2)</b>	<b>112193.94</b>	<b>121456.74</b>	<b>115015.51</b>	<b>350647.17</b>	<b>283603.42</b>	<b>407994.77</b>
4 Interest expended	46914.28	45414.21	43242.37	136907.99	110447.04	154138.55
<b>5 Operating expenses (i)+(ii)+(iii)</b>	<b>37349.50</b>	<b>48805.24</b>	<b>45926.13</b>	<b>132701.27</b>	<b>103141.43</b>	<b>152269.34</b>
i) Employees cost	8517.66	8519.34	7860.20	25326.07	21600.41	31023.00
ii) Claims and benefits paid and other expenses pertaining to insurance business	16745.01	28396.69	26751.68	71894.25	50465.61	78313.46
iii) Other operating expenses	12086.83	11889.21	11314.25	35480.95	31075.41	42932.88
<b>6 Total expenditure (4)+(5) (excluding provisions and contingencies)</b>	<b>84263.78</b>	<b>94219.45</b>	<b>89168.50</b>	<b>269609.26</b>	<b>213588.47</b>	<b>306407.89</b>
<b>7 Operating profit before provisions and contingencies (3)-(6)</b>	<b>27930.16</b>	<b>27237.29</b>	<b>25847.01</b>	<b>81037.91</b>	<b>70014.95</b>	<b>101586.88</b>
8 Provisions (other than tax) and contingencies	3957.29	3268.87	4603.90	10369.25	11207.74	25018.28
9 Exceptional items	-	-	-	-	-	-
<b>10 Profit from ordinary activities before tax and minority interest (7)-(8)-(9)</b>	<b>23972.87</b>	<b>23968.42</b>	<b>21243.11</b>	<b>70668.66</b>	<b>58807.21</b>	<b>76568.60</b>
11 Tax expense	5632.76	5340.98	3525.11	16513.06	11373.58	11122.10
<b>12 Net profit from ordinary activities after tax and before minority interest (10)-(11)</b>	<b>18340.11</b>	<b>18627.44</b>	<b>17718.00</b>	<b>54155.60</b>	<b>47433.63</b>	<b>65446.50</b>
13 Extraordinary items (net of tax expense)	-	-	-	-	-	-
<b>14 Net profit for the period before minority interest (12)-(13)</b>	<b>18340.11</b>	<b>18627.44</b>	<b>17718.00</b>	<b>54155.60</b>	<b>47433.63</b>	<b>65446.50</b>
15 Less: Minority interest	683.50	801.53	460.13	2198.23	993.97	1384.46
<b>16 Net profit for the period (14)-(15)</b>	<b>17656.61</b>	<b>17825.91</b>	<b>17257.87</b>	<b>51957.37</b>	<b>46439.66</b>	<b>64062.04</b>
17 Paid up equity share capital (Face value of ₹ 1/- each)	764.83	763.08	759.25	764.83	759.25	759.69
18 Reserves excluding revaluation reserves	-	-	-	-	-	452982.84
<b>19 Analytical Ratios and other disclosures :</b>						
(i) Percentage of shares held by Government of India	Nil	Nil	Nil	Nil	Nil	Nil
(ii) Earnings per share (EPS) (₹) (Face value of ₹ 1/- each):						
(a) Basic EPS before & after extraordinary items (net of tax expense) - not annualized	23.11	23.40	22.74	68.18	67.15	90.42
(b) Diluted EPS before & after extraordinary items (net of tax expense) - not annualized	23.00	23.29	22.65	67.88	66.81	90.01



Consolidated Segment information in accordance with the RBI guidelines and Accounting Standard 17 - Segment Reporting of the operating segments of the Group is as under:

(₹ in crore)

Particulars	Quarter ended			Nine months ended		Year ended
	31.12.2024	30.09.2024	31.12.2023	31.12.2024	31.12.2023	31.03.2024
	Unaudited	Unaudited	Unaudited	Unaudited	Unaudited	Audited
<b>1 Segment Revenue</b>						
a) Treasury	15428.73	14567.80	14664.82	45317.12	41100.36	61653.66
b) Retail Banking:	71973.92	70014.78	64774.11	210043.49	168572.61	233637.87
(i) Digital Banking*	2.29	2.20	0.94	6.19	2.32	3.37
(ii) Non Digital Banking	71971.63	70012.58	64773.17	210037.30	168570.29	233634.50
c) Wholesale Banking	47683.00	47470.21	49743.78	142327.16	126774.31	175520.23
d) Other Banking Operations	9165.17	8716.61	7511.34	25875.94	21731.46	30050.38
e) Insurance Business**	20149.44	31439.60	29862.25	81221.67	55875.28	86877.22
f) Others^	4584.06	4517.50	3433.61	12764.17	9785.59	13536.00
g) Unallocated	-	-	-	-	-	-
<b>Total</b>	<b>168984.32</b>	<b>176726.50</b>	<b>169989.91</b>	<b>517549.55</b>	<b>423839.61</b>	<b>601275.36</b>
Less: Inter Segment Revenue	56790.38	55269.76	54974.40	166902.38	140236.19	193280.59
<b>Income from Operations</b>	<b>112193.94</b>	<b>121456.74</b>	<b>115015.51</b>	<b>350647.17</b>	<b>283603.42</b>	<b>407994.77</b>
<b>2 Segment Results***</b>						
a) Treasury	924.51	743.83	1883.46	3374.67	5061.85	14190.10
b) Retail Banking:	6423.20	6915.89	5725.88	19160.37	15233.54	15659.91
(i) Digital Banking*	(0.03)	0.12	(0.29)	0.02	(0.92)	(1.23)
(ii) Non Digital Banking	6423.23	6915.77	5726.17	19160.35	15234.46	15661.14
c) Wholesale Banking	11497.04	11864.31	9876.77	34137.53	28529.83	32280.98
d) Other Banking Operations	3588.17	3075.19	2745.95	10219.90	8278.22	11104.00
e) Insurance Business**	1558.21	1163.42	1361.02	4082.44	2001.11	3321.30
f) Others^	568.11	799.72	451.43	1451.81	1673.40	2352.00
g) Unallocated	(586.37)	(593.94)	(801.40)	(1758.06)	(1970.74)	(2339.69)
<b>Total Profit Before Tax and Minority Interest</b>	<b>23972.87</b>	<b>23968.42</b>	<b>21243.11</b>	<b>70668.66</b>	<b>58807.21</b>	<b>76568.60</b>
<b>3 Segment Assets</b>						
a) Treasury	939561.69	825913.16	759245.15	939561.69	759245.15	822926.80
b) Retail Banking:	1504060.81	1466708.32	1362925.61	1504060.81	1362925.61	1395089.03
(i) Digital Banking*	73.53	60.89	54.05	73.53	54.05	51.34
(ii) Non Digital Banking	1503987.28	1466647.43	1362871.56	1503987.28	1362871.56	1395037.69
c) Wholesale Banking	1179624.34	1263373.58	1260248.89	1179624.34	1260248.89	1274899.43
d) Other Banking Operations	108862.24	105840.37	91673.50	108862.24	91673.50	97097.23
e) Insurance Business**	362550.16	359068.23	307522.13	362550.16	307522.13	322984.00
f) Others^	106665.67	104654.33	81664.70	106665.67	81664.70	89587.20
g) Unallocated	26855.46	26229.94	18545.76	26855.46	18545.76	27610.57
<b>Total</b>	<b>4228180.37</b>	<b>4151787.93</b>	<b>3881825.74</b>	<b>4228180.37</b>	<b>3881825.74</b>	<b>4030194.26</b>
<b>4 Segment Liabilities***</b>						
a) Treasury	74522.11	68586.20	154374.88	74522.11	154374.88	94557.67
b) Retail Banking:	2273941.41	2142405.13	1912201.02	2273941.41	1912201.02	2046673.65
(i) Digital Banking*	78.32	65.56	58.12	78.32	58.12	56.18
(ii) Non Digital Banking	2273863.09	2142339.57	1912142.90	2273863.09	1912142.90	2046617.47
c) Wholesale Banking	871158.16	950205.19	950277.47	871158.16	950277.47	973987.85
d) Other Banking Operations	8364.43	8899.59	7030.03	8364.43	7030.03	8212.98
e) Insurance Business**	348560.91	346528.53	296060.32	348560.91	296060.32	311998.00
f) Others^	85527.65	83430.04	65080.06	85527.65	65080.06	71040.35
g) Unallocated	47957.55	54498.50	46455.70	47957.55	46455.70	53945.11
<b>Total</b>	<b>3710032.22</b>	<b>3654553.18</b>	<b>3431479.48</b>	<b>3710032.22</b>	<b>3431479.48</b>	<b>3560415.61</b>
<b>5 Capital, Employees stock options outstanding, Reserves and Minority Interest</b>	518148.15	497234.75	450346.26	518148.15	450346.26	469778.65
<b>6 Total (4)+(5)</b>	<b>4228180.37</b>	<b>4151787.93</b>	<b>3881825.74</b>	<b>4228180.37</b>	<b>3881825.74</b>	<b>4030194.26</b>



\*Information about Digital Banking Segment reported as a sub-segment of Retail Banking Segment is related to Digital Banking Units of the Bank.

\*\* Includes the operations of HDFC Life Insurance Company Limited (consolidated) ("HDFC Life") and HDFC ERGO General Insurance Company Limited ("HDFC Ergo").

\*\*\*Segment Results and Liabilities for the periods ended March 31, 2024 are after considering the impact of floating provisions in the respective segments.

^ Includes the operations of the consolidated entities of the Bank, not covered in any of the above segments.

Business Segments have been identified and reported taking into account the target customer profile, the nature of products and services, the differing risks and returns, the organisation structure, the internal business reporting system and the guidelines prescribed by the RBI. The Segment Assets and Segment Liabilities exclude transfers between segments and are transfer priced on a gross basis.







Notes :


1 Consolidated Statement of Assets and Liabilities is given below:

Particulars	As at	As at	As at
	31.12.2024	31.12.2023	31.03.2024
	Unaudited	Unaudited	Audited
(₹ in crore)			
<b>CAPITAL AND LIABILITIES</b>			
Capital	764.83	759.25	759.69
Employees stock options outstanding	3396.04	2311.89	2652.72
Reserves and surplus	498029.42	434251.32	452982.84
Minority interest	15957.86	13023.80	13383.40
Deposits	2560580.34	2211670.13	2376887.28
Borrowings	653474.25	799659.85	730615.46
Other liabilities and provisions	183011.50	133942.12	174832.07
Policyholders' funds	312966.13	286207.38	278080.80
<b>Total</b>	<b>4228180.37</b>	<b>3881825.74</b>	<b>4030194.26</b>
<b>ASSETS</b>			
Cash and balances with Reserve Bank of India	144582.95	127903.29	178718.67
Balances with banks and money at call and short notice	86560.49	58048.84	50115.84
Investments	1151723.53	962754.38	1005681.63
Advances	2620474.61	2527384.91	2571916.65
Fixed assets	14299.83	11522.36	12603.76
Other assets	210538.96	194211.96	211157.71
<b>Total</b>	<b>4228180.37</b>	<b>3881825.74</b>	<b>4030194.26</b>

- The above financial results represent the consolidated financial results of HDFC Bank Limited, its subsidiaries (together referred to as the "Group") and HDB Employee Welfare Trust ("EWT"). These financial results have been approved by the Board of Directors at its meeting held on January 22, 2025. The financial results for the quarter and nine months ended December 31, 2024 have been subjected to a "Limited Review" by the joint statutory auditors of the Bank viz. Price Waterhouse LLP, Chartered Accountants and Batliboi & Purohit, Chartered Accountants. The financial results for the quarter and nine months ended December 31, 2023 and for the year ended March 31, 2024 were reviewed / audited by the Bank's joint statutory auditors - M M Nissim & Co LLP, Chartered Accountants and Price Waterhouse LLP, Chartered Accountants.
- These financial results have been prepared in accordance with the recognition and measurement principles laid down in Accounting Standards specified under Section 133 of the Companies Act, 2013, the relevant provisions of the Banking Regulation Act, 1949, the circulars, guidelines and directions issued by the Reserve Bank of India ("the RBI") from time to time, the Insurance Regulatory and Development Authority of India ("IRDAI") (Preparation of Financial Statements and Auditors Report of Insurance companies) Regulations, 2002 ("IRDAI Guidelines") to the extent applicable for insurance entities and other accounting principles generally accepted in India and these financial results are in compliance with the presentation and disclosure requirements of the Regulation 33 of the Securities and Exchange Board of India (Listing Obligations and Disclosure Requirements) Regulations, 2015 ("SEBI Regulations") as amended including relevant circulars issued by the SEBI from time to time.
- The RBI, vide its master direction dated September 12, 2023, issued revised norms for the classification, valuation and operation of investment portfolio of banks, which became applicable from April 01, 2024. While hitherto, the investment portfolio was classified under the held to maturity (HTM), available for sale (AFS) and held for trading (HFT) categories, the revised norms bring in a principle-based classification of investment portfolio and a symmetric treatment of fair value gains and losses. In accordance with the revised norms and the Bank's board approved policy, the Bank classified its investment portfolio as on April 01, 2024 under the categories of held to maturity (HTM), available for sale (AFS), subsidiaries, associates and joint ventures and fair value through profit and loss (FVTPL) with held for trading (HFT) as a sub-category of FVTPL, and from that date, measures and values the investment portfolio under the revised framework. For the purpose of consolidation, all the subsidiaries of the Bank and EWT have followed the revised framework of the Bank except for HDFC Life insurance Company Limited ("HDFC Life") and HDFC Ergo General Insurance Company Limited ("HDFC Ergo"), (the subsidiaries regulated by IRDAI), which continue to follow the IRDAI guidelines. On transition to the framework on April 01, 2024, the group recognised a net gain of ₹ 1,113.78 crore (net of tax of ₹ 405.86 crore and minority interest of ₹ 914.25 crore) which has been credited to general reserve, in accordance with the said norms. The impact of the revised framework for the period subsequent to the transition is not ascertainable and as such the income / profit or loss from investments for the quarter and nine months ended December 31, 2024 is not comparable with that of the previous period/s. Except for the foregoing, the Group has applied significant accounting policies in the preparation of these consolidated financial results consistent with those followed in the annual consolidated financial statements for the year ended March 31, 2024. Any relevant circular / direction issued by the RBI and other regulator(s) is implemented prospectively when it becomes applicable, unless specifically required under that circular / direction.
- The Board of Directors at its meeting held on April 04, 2022, approved a composite Scheme of amalgamation ("Scheme"), for the amalgamation of: (i) erstwhile HDFC Investments Limited ("eHDFC Investments") and erstwhile HDFC Holdings Limited ("eHDFC Holdings"), with and into erstwhile Housing Development Finance Corporation Limited ("eHDFC Limited"); and thereafter (ii) eHDFC Limited into HDFC Bank Limited ("Bank"), and their respective shareholders and creditors, under Sections 230 to 232 of the Companies Act, 2013 and other applicable laws including the rules and regulations. The Scheme was approved by the shareholders at the National Company Law Tribunal ("NCLT") convened meeting of the shareholders of the Bank held on November 25, 2022. The NCLT, in accordance with Sections 230 to 232 of the Companies Act, 2013 and rules thereunder, vide its order dated March 17, 2023 sanctioned the Scheme. Upon receipt of all requisite approvals, the Bank filed form INC 28 with Registrar of Companies on July 01, 2023 and accordingly, the scheme became effective on July 01, 2023. As per the Scheme, the appointed date for the amalgamation of eHDFC Limited with and into the Bank is the same as effective date of the Scheme i.e. July 01, 2023. The results for the nine months ended December 31, 2024 include the operations of eHDFC Limited and its subsidiaries (which became subsidiaries of the Bank on amalgamation) effective from July 01, 2023 and hence are not comparable with results for the nine months ended December 31, 2023.
- On October 07, 2024, the Board of Directors of the Bank approved the sale of 100.00% stake in HDFC Education and Development Services Private Ltd ("HEADS"), a subsidiary of eHDFC Limited that became a subsidiary of the Bank upon the Scheme becoming effective, for a consideration of ₹ 192.00 crore, in order to comply with the condition imposed by the RBI in relation to the Scheme. Accordingly, the Bank has divested its entire stake in HEADS during the quarter ended December 31, 2024.




- 7 Pursuant to approvals by the Boards of the directors of the Bank and its subsidiary company HDB Financial services Limited ("HDBFS"), HDBFS filed Draft Red Herring Prospectus dated October 30, 2024 with SEBI, BSE Limited and National Stock Exchange of India Limited, in connection with an Initial Public Offering ("IPO") of equity shares of face value of ₹ 10/- each of HDBFS. The IPO is comprised of a fresh issuance of equity shares aggregating up to ₹ 2,500.00 crore and an offer for sale of equity shares aggregating up to ₹ 10,000.00 crore by the Bank and is subject to applicable law, market conditions, receipt of necessary approvals / regulatory clearances and other considerations.
- 8 During the quarter and nine months ended December 31, 2024, the Bank allotted 1,75,37,235 and 5,14,04,882 equity shares pursuant to the exercise of options / units under the approved employee stock option schemes / employee stock incentive master scheme.
- 9 Other income includes commission income from non-fund based banking activities, fees, earnings from foreign exchange and derivative transactions, profit and loss (including revaluation) from investments, and recoveries from accounts previously written off.
- 10 In accordance with the RBI guidelines, banks are required to make consolidated Pillar 3 disclosures including leverage ratio, liquidity coverage ratio and net stable funding ratio under the Basel III Framework. These disclosures would be available on the Bank's website at the following link: <https://www.hdfcbank.com/personal/resources/regulatory-disclosures>. The disclosures have not been subjected to audit or review by the statutory auditors.
- 11 Figures of the previous periods have been regrouped / reclassified wherever necessary to conform to current period's classification.
- 12 ₹ 10 million = ₹ 1 crore



Place: Mumbai  
Date: January 22, 2025

Sashidhar Jagdishan  
Managing Director



**Price Waterhouse LLP**  
Chartered Accountants  
NESCO, IT Building III,  
8<sup>th</sup> Floor, NESCO IT Park,  
Goregaon (East), Mumbai – 400063

**Batliboi & Purohit**  
Chartered Accountants  
National Insurance Building,  
2nd Floor, 204, D N Road,  
Fort, Mumbai - 400001



**INDEPENDENT AUDITORS' REVIEW REPORT ON UNAUDITED CONSOLIDATED FINANCIAL RESULTS FOR THE QUARTER AND NINE MONTHS ENDED DECEMBER 31, 2024 OF HDFC BANK LIMITED PURSUANT TO THE REGULATION 33 OF THE SEBI (LISTING OBLIGATIONS AND DISCLOSURE REQUIREMENTS), REGULATIONS, 2015 (AS AMENDED)**

To  
The Board of Directors  
HDFC Bank Limited

1. We have reviewed the accompanying unaudited consolidated financial results of HDFC Bank Limited (hereinafter referred to as the "Parent" or the "Bank") and its subsidiaries (the Parent and its subsidiaries together referred to as "the Group") and the Employee Welfare Trust, for the quarter and nine months ended December 31, 2024, which are included in the accompanying 'Unaudited Consolidated Financial Results for the quarter and nine months ended December 31, 2024' (the "Statement") being submitted by the Bank pursuant to the requirements of Regulation 33 of the SEBI (Listing Obligations and Disclosure Requirements) Regulations, 2015, as amended (the "Listing Regulations, 2015"), including relevant circulars issued by the SEBI from time to time, except for the disclosures relating to consolidated Pillar 3 disclosure as at December 31, 2024, including leverage ratio, liquidity coverage ratio and net stable funding ratio under Basel III Capital Regulations as would be available on the Bank's website and in respect of which a link has been provided in the Statement and have not been reviewed by us. We have initialed the Statement for identification purposes only.
2. The Statement, which is the responsibility of the Bank's Management and approved by the Bank's Board of Directors, has been prepared in accordance with the recognition and measurement principles laid down in Accounting Standard 25 "Interim Financial Reporting" ("AS 25"), prescribed under Section 133 of the Companies Act, 2013 (the "Act"), the relevant provisions of the Banking Regulation Act, 1949, the circulars, guidelines and directions issued by the Reserve Bank of India (RBI) from time to time ("RBI Guidelines") and other accounting principles generally accepted in India, and is in compliance with the presentation and disclosure requirements of Regulation 33 of the Listing Regulations, 2015 including relevant circulars issued by the SEBI from time to time. Our responsibility is to express a conclusion on the Statement based on our review.
3. We conducted our review of the Statement in accordance with the Standard on Review Engagements (SRE) 2410, 'Review of Interim Financial Information Performed by the Independent Auditor of the Entity', issued by the Institute of Chartered Accountants of India. A review of interim financial information consists of making inquiries, primarily of persons responsible for financial and accounting matters, and applying analytical and other review procedures. A review is substantially less in scope than an audit conducted in accordance with Standards on Auditing and consequently does not enable us to obtain assurance that we would become aware of all significant matters that might be identified in an audit. Accordingly, we do not express an audit opinion.

We also performed procedures in accordance with the circular issued by the SEBI under Regulation 33 (8) of the SEBI (Listing Obligations and Disclosure Requirements) Regulations, 2015, as amended, to the extent applicable.

4. The Statement includes the financial results of the entities referred in Annexure I.





**Price Waterhouse LLP**  
Chartered Accountants  
NESCO, IT Building III,  
8<sup>th</sup> Floor, NESCO IT Park,  
Goregaon (East), Mumbai – 400063

**Batliboi & Purohit**  
Chartered Accountants  
National Insurance Building,  
2nd Floor, 204, D N Road,  
Fort, Mumbai - 400001

5. Based on our review conducted and procedures performed as stated in paragraph 3 above and based on the consideration of the review reports of the other auditors referred to in paragraph 6 below, nothing has come to our attention that causes us to believe that the accompanying Statement has not been prepared in accordance with recognition and measurement principles laid down in AS 25, prescribed under Section 133 of the Companies Act, 2013, the RBI Guidelines and other accounting principles generally accepted in India, and has not disclosed the information required to be disclosed in terms of Regulation 33 of the Listing Regulations, 2015, as amended, including the manner in which it is to be disclosed, or that it contains any material misstatement, or that it has not been prepared in accordance with the relevant prudential norms issued by the Reserve Bank of India (RBI) in respect of Income recognition, asset classification, provisioning and other related matters, except for the disclosures relating to consolidated Pillar 3 disclosure as at December 31, 2024, including leverage ratio, liquidity coverage ratio and net stable funding ratio under Basel III Capital Regulations as would be available on the Bank's website and in respect of which a link has been provided in the Statement and have not been reviewed by us.
6. The Standalone/Consolidated unaudited financial information of 10 subsidiaries reflect total assets of Rs. 500,937.68 crores and net assets of Rs. 47,930.81 crores as at December 31, 2024 and total revenues of Rs. 27,155.75 crores and Rs. 101,847.78 crores and total net profit after tax of Rs. 1,871.65 crores and Rs. 6,004.64 crores for the quarter and nine months ended December 31, 2024, respectively, as considered in the Statement. These Standalone/Consolidated unaudited financial information have been reviewed by other auditors and their reports, vide which they have issued an unmodified conclusion on those Standalone/Consolidated unaudited financial information, have been furnished to us by the Management and our conclusion on the Statement, in so far as it relates to the amounts and disclosures included in respect of these subsidiaries, is based on the reports of the other auditors and the procedures performed by us as stated in paragraph 3 above.
7. The Statement includes the unaudited financial information of Employee Welfare Trust which have not been reviewed by their auditors, whose unaudited financial information reflect total assets of Rs. 1,045.51 crores and net assets of Rs. 920.42 crores as at December 31, 2024 and total revenue of Rs. 102.58 crores and Rs. 365.75 crores and total net profit after tax of Rs. 85.60 crores and Rs. 351.48 crores for the quarter and nine months ended December 31, 2024, respectively, as considered in the Statement. According to the information and explanations given to us by the Management, this unaudited financial information of Employee Welfare Trust is not material to the Group.
8. The following other matter paragraph has been included in the review report on the consolidated special purpose financial information of HDFC Life Insurance Company Limited (the 'Parent' or the 'Holding Company' referred to in its report), a subsidiary of the Bank, issued by their auditors, vide their report dated January 16, 2025:

“The actuarial valuation of liabilities for life policies in force and for policies in respect of which premium has been discontinued but liability exists as at 31 December 2024 is the responsibility of the Parent's Appointed Actuary (the "Appointed Actuary"). The actuarial valuation of these liabilities for life policies in force and for policies in respect of which premium has been discontinued but liability exists as at 31 December 2024 has been duly certified by the Appointed Actuary and in her opinion, the assumptions for such valuation are in accordance with the guidelines and norms issued by the Insurance Regulatory and Development Authority of India ("IRDAI") and the Institute of Actuaries of India in concurrence with the IRDAI. We have relied upon the Appointed Actuary's certificate in this regard for forming our conclusion on the valuation of liabilities for life policies in force and for policies in respect of which premium has been discontinued but liability exists, as contained in the Special Purpose Financial Information. Our conclusion is not modified in respect of this matter.”



**Price Waterhouse LLP**  
Chartered Accountants  
NESCO, IT Building III,  
8<sup>th</sup> Floor, NESCO IT Park,  
Goregaon (East), Mumbai – 400063

**Batliboi & Purohit**  
Chartered Accountants  
National Insurance Building,  
2nd Floor, 204, D N Road,  
Fort, Mumbai - 400001

9. The following other matter paragraph has been included in the review report on the special purpose financial information of HDFC ERGO General Insurance Company Limited (the 'Company' as referred to in its report), a subsidiary of the Bank, issued by their auditors, vide their report dated January 16, 2025:


"The valuation of Incurred but Not Reported ("IBNR") and Incurred but Not Enough Reported ("IBNER") liabilities for non-life policies is the responsibility of the Company's Appointed Actuary (the "Appointed Actuary"). The outstanding claims reserves that are estimated using statistical methods, Premium Deficiency Reserve (the "PDR"), IBNR and IBNER reserve as at 31 December 2024 have been certified by the Appointed Actuary and in his opinion, the assumptions for such valuation are in accordance with the guidelines and norms issued by the Insurance Regulatory and Development Authority of India (the "Authority") and the Institute of Actuaries of India in concurrence with the Authority. We have relied upon the Appointed Actuary's certificate in this regard during our review of the valuation of liabilities for outstanding claims reserve that are estimated using statistical methods, PDR, IBNR and IBNER Reserve, as contained in the Statement. Our conclusion is not modified in respect of this matter."

10. The consolidated financial results of the Bank for the year ended March 31, 2024 was jointly audited by M M Nissim & Co LLP and Price Waterhouse LLP, who vide their report dated April 20, 2024, expressed an unmodified opinion on those consolidated financial results. The consolidated financial results of the Bank for the quarter and nine months ended December 31, 2023 were jointly reviewed by M M Nissim & Co LLP and Price Waterhouse LLP, who vide their reports dated January 16, 2024 expressed unmodified conclusion on those consolidated financial results. Accordingly, Batliboi & Purohit do not express any opinion/conclusion on the figures reported for the year ended March 31, 2024 and for the quarter and nine months ended December 31, 2023 in the consolidated financial results.

Our conclusion on the Statement is not modified in respect of the matters mentioned in paragraphs 6 to 10 above.

For Price Waterhouse LLP  
Chartered Accountants  
Firm Registration Number: 301112E/E300264

For Batliboi & Purohit  
Chartered Accountants  
Firm Registration Number: 101048W





Sharad Vasant  
Partner  
Membership Number: 101119  
UDIN: 25101119BMIEZS2730



Janak Mehta  
Partner  
Membership Number: 116976  
UDIN: 25116976BMOKOF9206

Place: Mumbai  
Date: January 22, 2025

Place: Mumbai  
Date: January 22, 2025



**Price Waterhouse LLP**  
Chartered Accountants  
NESCO, IT Building III,  
8<sup>th</sup> Floor, NESCO IT Park,  
Goregaon (East), Mumbai – 400063

**Batliboi & Purohit**  
Chartered Accountants  
National Insurance Building,  
2nd Floor, 204, D N Road,  
Fort, Mumbai - 400001

## Annexure I

### List of entities Included in the Statement

#### Parent Company



HDFC Bank Limited

#### Subsidiaries

Sr. No.	Name of the Entity	Relationship
1	HDFC Life Insurance Company Limited	Direct Subsidiary
2	HDB Financial Services Limited	Direct Subsidiary
3	HDFC Securities Limited	Direct Subsidiary
4	HDFC Asset Management Company Limited	Direct Subsidiary
5	HDFC Ergo General Insurance Company Limited	Direct Subsidiary
6	HDFC Sales Private Limited	Direct Subsidiary
7	HDFC Capital Advisors Limited	Direct Subsidiary
8	HDFC Trustee Company Limited	Direct Subsidiary
9	Griha Pte Limited (located in Singapore)	Direct Subsidiary
10	Griha Investments (located in Mauritius)	Direct Subsidiary
11	HDFC International Life and Re Company Limited (located in Dubai)	Indirect Subsidiary
12	HDFC Pension Management Company Limited	Indirect Subsidiary
13	HDFC AMC International (IFSC) Limited (located in Gift City)	Indirect Subsidiary
14	HDFC Securities IFSC Limited (located in Gift City)	Indirect Subsidiary

#### Others

Sr. No.	Name of the Entity	Relationship
1	HDB Employee Welfare Trust	Employee Welfare Trust



**B. STATEMENT ON DEVIATION OR VARIATION FOR PROCEEDS OF PUBLIC ISSUE, RIGHTS ISSUE, PREFERENTIAL ISSUE, QUALIFIED INSTITUTIONS PLACEMENT ETC.**

**Not Applicable.**

**C. FORMAT FOR DISCLOSING OUTSTANDING DEFAULT ON LOANS AND DEBT SECURITIES**

**Not Applicable.**

**D. FORMAT FOR DISCLOSURE OF RELATED PARTY TRANSACTIONS (applicable only for half-yearly filings i.e., 2<sup>nd</sup> and 4<sup>th</sup> quarter)**

**Not Applicable.**

**E. STATEMENT ON IMPACT OF AUDIT QUALIFICATIONS (FOR AUDIT REPORT WITH MODIFIED OPINION) SUBMITTED ALONG-WITH ANNUAL AUDITED FINANCIAL RESULTS (Standalone and Consolidated separately) (applicable only for Annual Filing i.e., 4<sup>th</sup> quarter)**

**Not Applicable.**